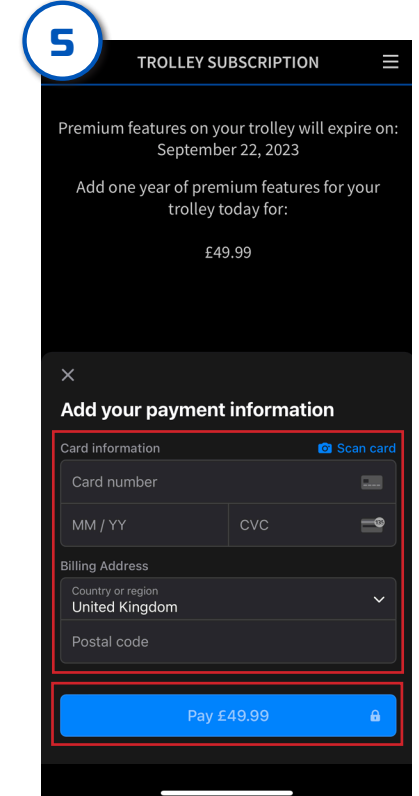
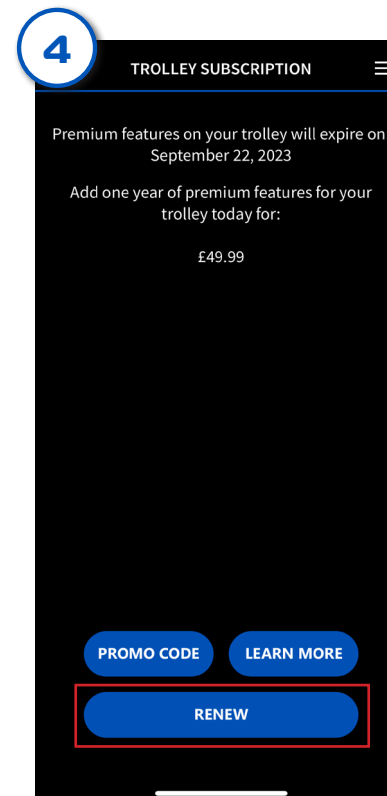
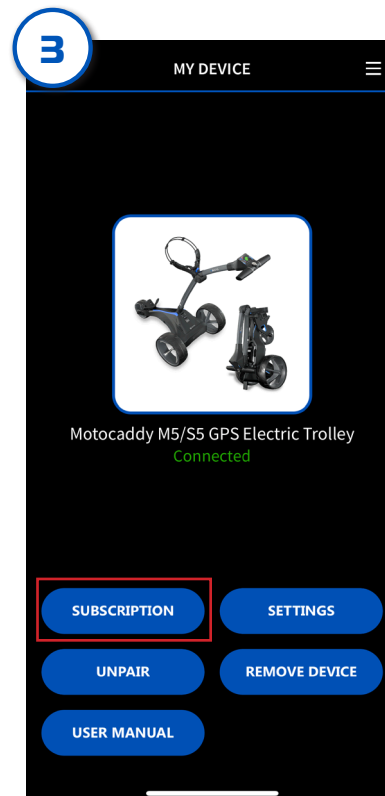
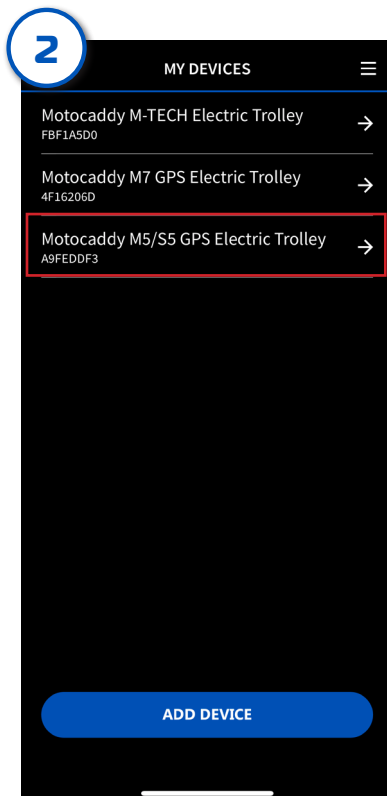
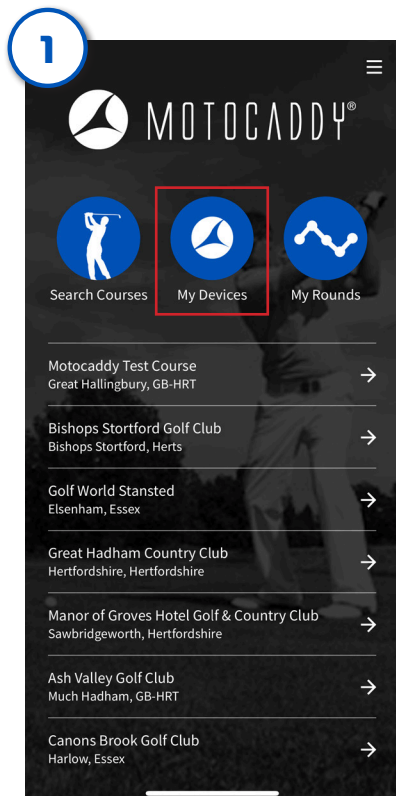


## HOW DO I RENEW MY PERFORMANCE PLAN SUBSCRIPTION?

1. Download latest version of Motocaddy GPS mobile app
2. Press **MY DEVICES** button on mobile app home screen (fig. 1)
3. Select correct device from My Devices list (fig. 2)
4. Press **SUBSCRIPTION** button (fig. 3)
5. Press **RENEW** button (fig. 4)
6. Enter payment details & press **PAY** button (fig. 5) [continued overleaf...]



## HOW DO I RENEW MY PERFORMANCE PLAN SUBSCRIPTION?

7. Press **SYNC SUBSCRIPTION** button to synchronise the subscription with your trolley (fig. 6)
8. Once completed, press **CLOSE** button (fig. 7)
9. Press **CLOSE** button to complete the process (fig. 8)

It is possible to check the subscription expiration date on your trolley by navigating to *Home > Settings > Registration/Subscription* (fig. 9).

